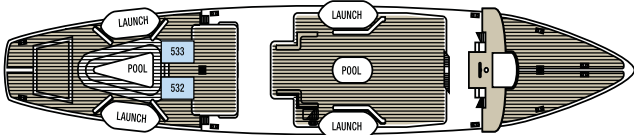


Deckplans & Cabins

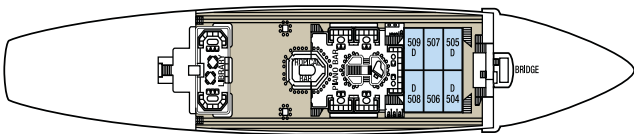


STAR CLIPPER & STAR FLYER

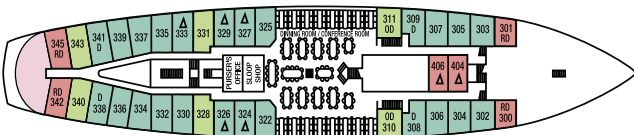
SUN DECK



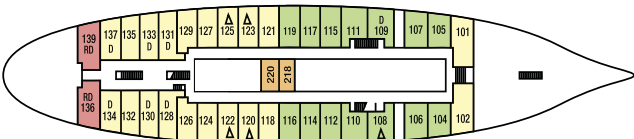
MAIN DECK



CLIPPER DECK



COMMODORE DECK



Δ = Third berth D= Fixed double bed S= Single berth O= Open directly into dining room
R= Raised over 1 meter off ground.



CATEGORY 1



CATEGORY 2-4
(double or twin)



CATEGORY 6
(upper/lower berths)



CATEGORY 1



CATEGORY 2-4



CATEGORY 3-4

Average cabin dimensions: Owner's Cabin: 22m², Category 1: 14.5m², Category 2: 12m², Categories 3, 4 & 5: 11m², Category 6: 8m². *Please note that Cat. 3 cabins on the Clipper Deck may be slightly smaller than Cat. 3 cabins on the Commodore Deck.

N.B.: Standard cabin layouts shown; not all cabins are identical.

Virtual Tours of select cabins are available at www.starclippers.com

OWNER'S CABIN

CLIPPER DECK

Deluxe outside cabin, double bed, sitting area, minibar, bathroom with bathtub. Note: low ceiling.

CATEGORY 1

MAIN & SUN DECKS

Deluxe deck cabin, two lower beds convert to double bed, minibar, bathroom with bathtub, cabin doors open onto deck.

CATEGORY 2

CLIPPER DECK

Large outside cabin, twin/double/triple beds, bathroom with shower.

CATEGORY 3

CLIPPER & COMMODORE DECKS

Outside cabin, twin/double/triple beds, bathroom with shower.

CATEGORY 4

COMMODORE DECK

Outside cabin, two lower beds, double bed or triple berths, bathroom with shower.

CATEGORY 5

CLIPPER & COMMODORE DECKS

Inside/outside cabin, raised double bed, two lower beds or triple berths, bathroom with shower.

CATEGORY 6

COMMODORE DECK

Inside cabin, upper/lower berths, bathroom with shower.